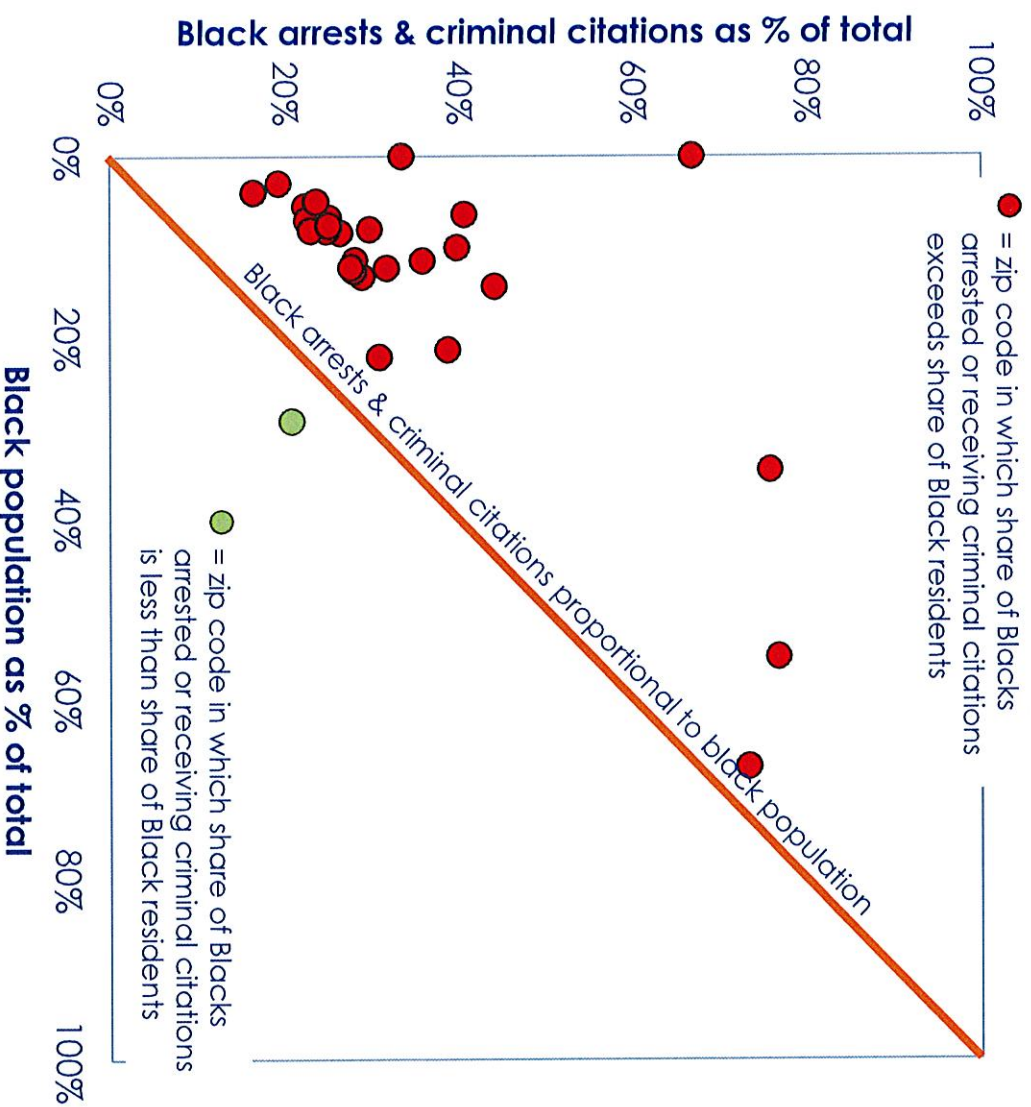


Blacks Disproportionately Charged, Arrested & Receive Criminal Citations in Tulsa



Of adults charged, and arrested or receiving criminal citations by Tulsa Police Department from July 2017 to June 2019:

- ❑ Blacks are arrested or receive criminal citations at **2.5** times the rate of Whites in Tulsa
- ❑ Black individuals make up **14%** of Tulsa's adult population but **35%** of arrests & criminal citations, & **41%** of charges
- ❑ Of persons charged for warrants, **44%** are Black, and of those charged for traffic infractions, **37%** are Black
- ❑ Blacks are disproportionately arrested or receive criminal citations in **all but one** Tulsa zip code



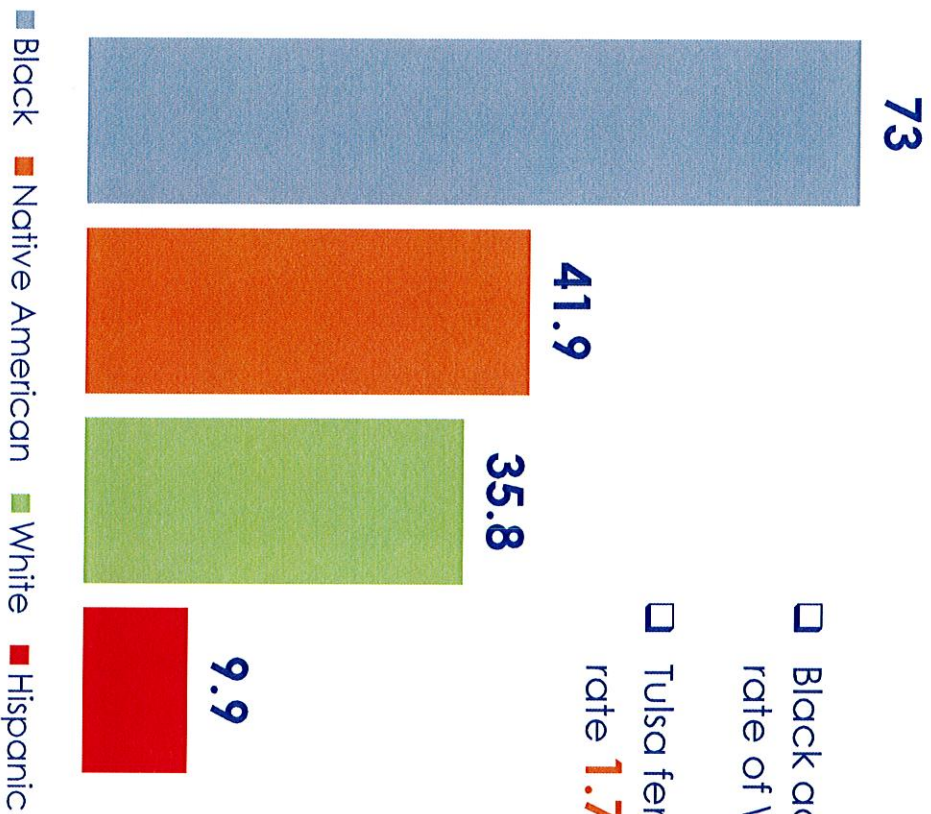
Data source: Tulsa Police Dept., data request; US Census Bureau, 2017 & 2013-17 American Community Survey.

2019 Tulsa Equality Indicators

Arrest Rates by Race & Gender




Adult Arrest Rates per 1,000 Population



- Black adults arrested at **2X** rate of White adults in Tulsa
- Tulsa females arrested at rate **1.7X** national average

Female Arrest Rates per 1,000 Population



Data source: Tulsa Police Dept., data request; Federal Bureau of Investigation; US Census Bureau, 2017 American Community Survey.